

WHAT CAR?

**CAR OF
THE YEAR
AWARDS
2025**

BEST PLUG-IN HYBRID
MG HS

MG HS

Find your Happy Space.





A HAPPY SPACE FOR THE WHOLE FAMILY

The MG HS takes the family SUV to the next level. Elevating your drive with sharp, head-turning looks, as well as a luxurious interior that provides comfort and practicality.

The MG HS powertrain offers a smooth, highly efficient ride, with a choice of Plug-in Hybrid or Petrol variants.

Whether you're off on a family adventure or a grown-up getaway, the MG HS creates the ideal space. Giving you, and the whole family, the perfect blend of style, confidence and joy.

FEATURE-FILLED & FAMILY-FRIENDLY

From style to tech to capability, the MG HS has all the features for everyone to find their Happy Space.

Space for relaxing

The MG HS offers excellent cabin space, meaning there's plenty of room for everyone to relax. Plus, there's up to 1,484 litres of boot capacity - with space for sports gear, weekend luggage or the family dog.

Space for performance

Relax at the wheel as the Plug-in Hybrid powertrain offers up to 75 miles* of EV range - whilst the 1.5T petrol engine delivers 169PS of power and 275Nm of torque.

The Plug-in Hybrid model is also sprightly for a large SUV, taking you from 0 to 62mph in just 6.8 seconds*.

Space for practicality

Your MG HS is loaded with features to help make every journey effortless - including wireless charging**, dual 12.3" screens and MG Pilot driver assistance for smoother, safer driving.

*Plug-in Hybrid models only. Range figures provided are calculated under test conditions. EV only driving range of 75 miles WLTP combined. These figures are for comparative purposes only and may not reflect real-life driving results. Actual range may vary depending on various factors such as weather conditions, driving styles, vehicle load, and accessories fitted post-registration. **Trophy models only.



7 YEAR
WARRANTY



SPACE TO FEEL HAPPY

Life feels better when there's room to breathe. That's why the MG HS has been designed to give you more space to load up, sit back and relax.

There's generous leg and headroom for everyone, front and rear. Not to mention 507 litres of boot space, expanding to 1,484 litres with the rear seats down. You can make your journey even easier with a power tailgate in the Petrol Trophy edition, or smart, hands-free tailgate in the Plug-in Hybrid Trophy edition.

Perfect practicality, whether you're heading off to the shops, the school run or a weekend escape.



TECH TO FEEL GOOD ABOUT

Step inside the cabin of the MG HS, and you'll find more advanced tech features to make life simpler and smarter.

At the heart of your dashboard is a 12.3" HD Virtual Cluster that puts everything, from your sat-nav to your favourite songs, at your fingertips. Its intuitive design means you get complete control with zero complexity.

The MG HS's host of intelligent systems includes iSMART technology, helping with everything from providing Wi-Fi to heating the seats on frosty mornings. There's our innovative driver safety system, MG Pilot, as well as Apple CarPlay™ and Android Auto™ compatibility.

Plus, to help you manoeuvre with complete confidence, the 360° HD camera* gives you total visibility all around and even, on the Trophy edition, underneath your MG HS.

*Trophy models only





A DRIVE TO ENJOY

Every time you take to the road in your MG HS, our advanced powertrains deliver a premium, effortless drive.

The latest generation Plug-in Hybrid powertrain features an intelligent hybrid configuration for enhanced efficiency and power regeneration – with up to 75 miles of EV range*. Alternatively, our new Petrol model offers a choice of either 6-speed manual or 7-speed DCT transmission. Whatever is right for you, there's also no compromise on peace of mind, as the MG HS range is backed by MG's 7-year warranty.

Multi Function Steering Wheel

All this performance is in easy reach with the multi-function steering wheel. Set your Cruise Control, flick through Driver Display menus, activate voice recognition and more, with controls beautifully set in a brushed aluminium and perforated leather effect design.



*Range figures provided are calculated under test conditions. EV only driving range of 75 miles WLTP combined. These figures are for comparative purposes only and may not reflect real-life driving results. Actual range may vary depending on various factors such as weather conditions, driving styles, vehicle load, and accessories fitted post-registration.





MG iSMART: INTUITIVE INTERACTION

With our innovative iSMART technology, you don't just control your MG HS, you also communicate with it.

With a range of smart functions that allows you to; locate your MG HS in a crowded car park, get the kids on Wi-Fi ready for a long journey ahead, or even start heating the seats in advance, so they're just the right temperature when you step inside on a cold morning.

iSMART features include*:

- Locking and unlocking the doors
- Finding your parked MG HS
- Monitoring fuel levels, driving range and tyre pressure
- Wi-Fi hotspot**
- Travel planning
- Pre-starting climate to cool or heat cabin ahead of journey
- Pre-heating seats for cold mornings**

*Standard on MG HS SE Plug-in Hybrid and MG HS Trophy models. **Trophy models only





PLUG-IN TO HAPPINESS

Our new generation of MG HS Plug-in Hybrid upgrades its already impressive electric performance to help you go further, while shrinking your carbon footprint and fuel bills.

The MG HS delivers up to 75 miles* of electric range thanks to its 24.7kWh battery. Perfect for short urban commutes, this extended EV range helps you maximise efficiency while minimising emissions.




*Range figures provided are calculated under test conditions. EV only driving range of 75 miles WLTP combined. These figures are for comparative purposes only and may not reflect real-life driving results. Actual range may vary depending on various factors such as weather conditions, driving styles, vehicle load, and accessories fitted post-registration.

MG PILOT

When you start up your MG HS, MG Pilot is ready to make your drive smoother, smarter and safer. This suite of clever technologies gives you the support of an extensive range of Advanced Driver Assistance Systems (ADAS) as standard - including everything from alerting about potential hazards to monitoring speed.



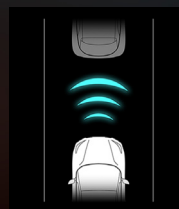
Cruise Control features



Adaptive Cruise Control



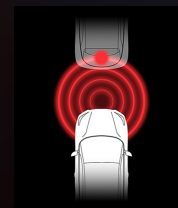
Intelligent Speed Limit Assist



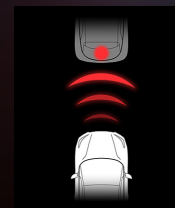
Intelligent Cruise Assist

For more information, please visit your local MG dealer.

Collision Avoidance

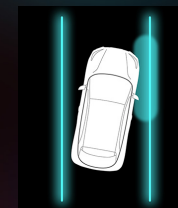


Forward Collision Warning



Active Emergency Braking (AEB)

Lane Safety

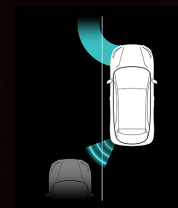


Lane Keep Assist

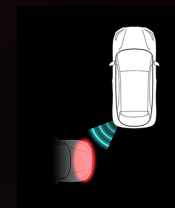


Lane Departure Warning System

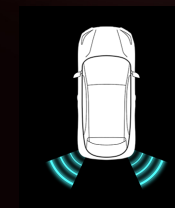
Rear Driving Assistance



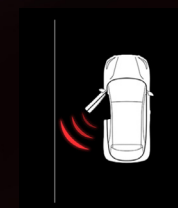
Lane Change Assist



Active Rear Cross Traffic Alert



Blind Spot Detection



Door Open Warning



SUPERIOR STYLE

The exterior of the MG HS is crafted with a whole new design language, combining dynamic lines with premium refinement and intelligent technology. Clever, contemporary and always compelling, this is a new level of style.

Styling highlights include:

- Two-tone door mirrors*
- Black wide-open grille with chrome details
- Silver roof rails
- Slim LED headlights with gloss black and chrome detail
- Rear Spoiler
- X-shape light signature
- LED taillights with full length light bar

*Not available on White Pearl or Black Pearl colour variants.

AN OUTSTANDING INTERIOR

The MG HS offers a luxurious, stylish and spacious interior, packed with innovative technology. Relax with rich colours and fabric choices, and feel in control with intuitive new tech. A huge leap forward to help make every drive a joy.

Interior features include:

- Dual 12.3" infotainment & virtual driver display screens
- Satellite Navigation with live services*
- Wireless charging*
- Black leather style upholstery*
- Optional Tan interior**
- Personalised display with 2 themes and 3 modes
- MG Pilot Advanced Driver Assistance Systems (ADAS)
- Multi Function Steering Wheel
- Dual zone auto air conditioning*
- Heated front seats*
- Memory seats with electric lumbar support*

*Trophy models only **Available on Trophy models only at extra cost.



MORE THAN A
SHADE BETTER



With a choice of five colours to choose from, you can make your MG HS a powerful expression of your personality.



WHITE PEARL
STANDARD PAINT



STERLING SILVER
METALLIC PAINT*



BLACK PEARL
METALLIC PAINT*



HAMPSTEAD GREY
METALLIC PAINT*



DYNAMIC RED
TRI-COAT PAINT*

*Tri-coat and metallic paint optional at extra cost.
Two tone door mirrors on all exterior colours except White Pearl and Black Pearl, which come with one tone black door mirrors.

MG HS SE

- MG Pilot
- 19" Alloy Wheels
- LED Headlights & Rear Lights
- Daytime Running Lights
- Auto Headlights
- Front Fog Lights
- Rear Parking Camera with sensor
- 6-Speaker Audio System
- 12.3" Virtual Driver Information Display
- 12.3" HD infotainment screen

- Satellite Navigation
- Apple CarPlay™ & Android Auto™
- Driver's 6-way Electrically Adjustable Seat
- Rear Privacy Glass

Plug-in Hybrid model also includes:

- Up to 75 Miles of electric range*
- Side step
- Driving mode selector

*Range figures provided are calculated under test conditions. EV only driving range of 75 miles WLTP combined. These figures are for comparative purposes only and may not reflect real-life driving results. Actual range may vary depending on various factors such as weather conditions, driving styles, vehicle load, and accessories fitted post-registration.
Model shown: MG HS Petrol SE in Hampstead Grey.



MG HS TROPHY

As MG HS SE plus...

- 360° HD camera
- Leather Style Upholstery
- Electric Passenger's 4-way Adjustable Seat
- Heated Front Seats
- Dual Zone Auto Air Conditioning
- Power Tailgate
- 8-Speaker Audio System
- Satellite Navigation with live services
- Wireless Charging

Plug-in Hybrid model also includes:

- Up to 75 Miles of electric range*
- Smart tailgate (hands-free tailgate)
- Side step
- Driving mode selector

*Range figures provided are calculated under test conditions. EV only driving range of 75 miles WLTP combined. These figures are for comparative purposes only and may not reflect real-life driving results. Actual range may vary depending on various factors such as weather conditions, driving styles, vehicle load, and accessories fitted post-registration.


Model shown: MG HS Plug-in Hybrid Trophy in Dynamic Red.



TECHNICAL SPECIFICATION

| Performance & Transmission | SE | Trophy | SE | Trophy | SE Plug-in | Trophy Plug-in |
|-------------------------------------------------|----------------------------|--------|-------------|--------|----------------------------|----------------|
| | Manual 6 Speed | | DCT 7 Speed | | Auto 2 Speed | |
| Engine Description | GS6 1.5T | | | | GS61H 1.5T | |
| Aspiration Type | Turbo Charged | | | | | |
| Fuel Delivery | Gasoline Direct Injection | | | | | |
| Battery Type | - | | | | Lithium-Ion (LFP) | |
| Battery Capacity (nominal) kWh | - | | | | 24.7 | |
| Battery Capacity (usable) kWh | - | | | | 23.2 | |
| Engine Displacement (cc) | 1496 | | | | | |
| Cylinders/Valves | 4 / 16 | | | | | |
| Bore (mm) | 73.5 | | | | | |
| Stroke (mm) | 88.1 | | | | | |
| Compression Ratio | 10.5 | | | | 13.5 | |
| Maximum Power - Petrol Engine (PS (kw)) | - | | | | 142 (105) @ 5000rpm | |
| Maximum Torque - Petrol Engine (lb ft (NM)) | - | | | | 169 (230) @ 2000 - 4000rpm | |
| Maximum Power - Electric Motor (PS (kw)) | - | | | | 209 (154) | |
| Maximum Torque - Electric Motor (lb ft (NM)) | - | | | | 250 (340) | |
| Maximum Power - Combined (PS (kw)) | - | | | | 299 (220) | |
| Maximum Torque - Combined (lb ft (NM)) | - | | | | 258 (350) | |
| Maximum Power (PS (kw)) | 169 (125) @5000rpm | | | | - | |
| Maximum Torque (lb ft (NM)) | 202 (275) @ 3000 - 4000rpm | | | | - | |
| 0-62mph (100km/h) (seconds) | 9.4 | | 9.6 | | 6.8 | |
| Maximum Speed mph (km/h) | 118 (190) | | 121 (195) | | 105 (169) | |

| Dimensions | Petrol | Plug-in |
|-------------------------------------------|--------|---------|
| Overall length (mm) | 4655 | 4670 |
| Width - excluding mirrors (mm) | 1890 | |
| Overall width - including mirrors (mm) | 2066 | |
| Height - including roof rails (mm) | 1664 | 1663 |
| Wheelbase (mm) | 2765 | |
| Front track (mm) | 1590 | |
| Rear track (mm) | 1584 | |
| Luggage capacity - seats up (l) | 507 | |
| Luggage capacity - seats folded (l) | 1484 | |



| Emissions | | SE | Trophy | SE | Trophy | SE Plug-in | Trophy Plug-in |
|---------------------------------------|------------|----------------|--------|-------------|--------|--------------|----------------|
| | | Manual 6 Speed | | DCT 7 Speed | | Auto 2 Speed | |
| Fuel Consumption - WLTP mpg (l/100km) | Combined | 38.2 (7.4) | | 37.2 (7.6) | | 564.96 (0.5) | |
| | Low | 29.1 (9.7) | | 28.5 (9.9) | | 37.7 (7.5) | |
| | Medium | 38.7 (7.3) | | | | 97.4 (2.9) | |
| | High | 44.1 (6.4) | | 43.5 (6.5) | | 51.4 (5.5) | |
| CO ₂ - WLTP g/km | Extra High | 37.2 (7.6) | | 38.3 (8) | | 39.8 (7.1) | |
| | g/km | 168 | | 173 | | 12 | |

| Weight | SE | Trophy | SE | Trophy | SE Plug-in | Trophy Plug-in |
|---------------------------------------|----------------|--------|-------------|--------|--------------|----------------|
| | Manual 6 Speed | | DCT 7 Speed | | Auto 2 Speed | |
| Kerb Weight (kg) | 1550 | 1575 | 1575 | 1600 | 1850 | 1875 |
| Gross Vehicle Weight (kg) | 2025 | 2050 | 2050 | 2075 | 2325 | 2350 |
| Maximum Towing Weight (unbraked) (kg) | 750 | | | | | |
| Maximum Towing Weight (braked) (kg) | 1500 | | | | | |
| Gross Train Weight (kg) | 3525 | 3550 | 3550 | 3575 | 3875 | 3875 |
| Maximum Roof Rail Load (kg) | 75 | | | | | |
| Turning Circle (m) | 11.3m | | | | | |

| Charging | SE Plug-in | Trophy Plug-in |
|------------------------------------------------------------------------|--------------|----------------|
| | Auto 2 Speed | |
| Charger Connection Type | Type 2 | |
| Estimated Charging Time (2.2kW 3-Pin Domestic) to 100% (emergency use) | 07:30 | |
| Estimated Charging Time (7kW fast charger) to 100% | 04:00 | |
| Electric Driving Efficiency - miles/kWh (kWh/100km) Combined | 2.9 (21) | |
| Electric Driving Efficiency - miles/kWh (kWh/100km) City | 3.4 (18.2) | |
| Maximum Driving Range EV Only - miles (km) Combined | 75 (120) | |
| Maximum Driving Range EV Only - miles (km) City | 84 (135) | |

*Range figures provided are calculated under test conditions. EV only driving range of 75 miles WLTP combined. These figures are for comparative purposes only and may not reflect real-life driving results. Actual range may vary depending on various factors such as weather conditions, driving styles, vehicle load, and accessories fitted post-registration.

| Warranty & Servicing | |
|-----------------------------|------------------------|
| Standard servicing interval | 1 year / 15,000 miles |
| Warranty | 7 years / 80,000 miles |

EQUIPMENT

| MG Pilot | SE | Trophy | SE Plug-in | Trophy Plug-in |
|-----------------------------------------------------------------------|----------|----------|------------|----------------|
| Adaptive Cruise Control with Intelligent Speed Limit Assist | DCT only | DCT only | • | • |
| Active Emergency Braking with Pedestrian and Bicycle Detection | • | • | • | • |
| Lane Keep Assist (LKA) with Lane Departure Warning System (LDWS) | • | • | • | • |
| Traffic Jam Assist | DCT only | DCT only | • | • |
| Speed Limit Assist | • | • | • | • |
| Blind Zone Detection with Lane Change Assist | • | • | • | • |
| Driver Attention Alert | • | • | • | • |
| Forward Collision Warning | • | • | • | • |
| Active Rear Cross Traffic Alert | • | • | • | • |
| Door Open Warning (warn of incoming traffic from rear when door open) | • | • | • | • |

| Exterior Features | SE | Trophy | SE Plug-in | Trophy Plug-in |
|--------------------------------------------------------------------|----|--------|------------|----------------|
| LED Headlights | • | • | • | • |
| LED Daytime Running Lights | • | • | • | • |
| LED Rear Lights | • | • | • | • |
| Auto Headlights | • | • | • | • |
| Front Fog Lights | • | • | • | • |
| Follow Me Home Headlights | • | • | • | • |
| Silver Roof Rails | • | • | • | • |
| Side Step | | | • | • |
| Rear Parking Sensors | • | • | • | • |
| Front Parking Sensors | | • | | • |
| Electrically Adjustable, Heated, Door Mirrors | • | | • | |
| Electrically Adjustable, Folding, Heated, Door Mirrors with memory | | • | | • |

| Safety & Security | SE | Trophy | SE Plug-in | Trophy Plug-in |
|-----------------------------------------------------------------------|----|--------|------------|----------------|
| ABS and EBD | • | • | • | • |
| Rear ISOFIX (x2) | • | • | • | • |
| Front Side Airbags | • | • | • | • |
| Front Dual Airbags | • | • | • | • |
| Side Curtain Airbag | • | • | • | • |
| Front Centre Airbag | • | • | • | • |
| Front Passenger Airbag Deactivation Switch | • | • | • | • |
| Tyre Pressure Monitoring System (TPMS) | • | • | • | • |
| ESP | • | • | • | • |
| Hill Start Assist | • | • | • | • |
| Driver's Seat Belt Reminder | • | • | • | • |
| Front and Rear Passenger's Seat Belt Reminder | • | • | • | • |
| Front Seat Belt (3 point with Pretensioner and Load Limiter) | • | • | • | • |
| Rear Seat Belt (3 point x3. Outer with Pretensioner and Load Limiter) | • | • | • | • |
| Front Seat Belt Height Adjustment | • | • | • | • |
| Rear Headrest x3 | • | • | • | • |
| AVAS (Acoustic Vehicle Alerting System) | | | • | • |
| Alarm & Engine Immobiliser | • | • | • | • |

| Wheels & Tyres | SE | Trophy | SE Plug-in | Trophy Plug-in |
|--------------------------------------|----|--------|------------|----------------|
| 19" Diamond Cut "Blade" Alloy Wheels | • | • | • | • |
| Tyre Repair Kit | • | • | • | • |

| Seating | SE | Trophy | SE Plug-in | Trophy Plug-in |
|------------------------------------------------------------------------------------------------|----|--------|------------|----------------|
| Cloth Upholstery (Black) | • | | • | |
| Leather Style Upholstery (Black) | | • | | • |
| Leather Style Upholstery (Tan) - cost option) | | £500 | | £500 |
| Driver's 6-way Electrically Adjustable Seat | • | | • | |
| Electric Driver's 6-way Adjustable Seat with Lumbar Adjustment & Memory Function & Easy Access | | • | | • |
| Passenger's 4-way Adjustable Seat | • | | • | |
| Electric Passenger's 4-way Adjustable Seat | | • | | • |
| Heated Front Seats (3 levels) | | • | | • |
| Front Centre Armrest with Storage | • | • | • | • |
| 2nd Row 60:40 Split Fold Seat | • | • | • | • |

| In-Car Entertainment | SE | Trophy | SE Plug-in | Trophy Plug-in |
|---------------------------------------------------------------------------------|----|--------|------------|----------------|
| 6-Speaker Audio System | • | | • | |
| 8-Speaker Audio System | | • | | • |
| 12.3" Colour Touchscreen | • | • | • | • |
| DAB Audio | • | • | • | • |
| Satellite Navigation | • | • | • | • |
| Apple CarPlay™ | • | • | • | • |
| Android Auto™ | • | • | • | • |
| Rear Parking Camera | • | | • | |
| 360° Parking Camera | | • | | • |
| 4 USB Ports (2 at front, 2 at rear) | • | • | • | • |
| Bluetooth Connection | • | • | • | • |
| iSMART | | • | • | • |
| Live services (additional services include Weather, Live Traffic, Amazon Music) | | • | | • |
| Wireless Charging | | • | | • |

| Comfort & Convenience | SE | Trophy | SE Plug-in | Trophy Plug-in |
|-------------------------------------------------------------|-------------|-------------|------------|----------------|
| Air Conditioning | • | | • | |
| Dual Zone Auto Air Conditioning | | • | | • |
| Remote Central Locking | • | • | • | • |
| Keyless Entry with Push Button Engine Start | • | • | • | • |
| Speed Sensing Locking | • | • | • | • |
| 12.3" Virtual Driver Information Display | • | • | • | • |
| Rain Sensing Wipers | • | • | • | • |
| 12v Power Socket | • | • | • | • |
| Cruise Control | Manual only | Manual only | | |
| Multi Function Steering Wheel | • | • | • | • |
| Height and Reach Adjustable Steering Wheel | • | • | • | • |
| Electric Parking Brake with Autohold | • | • | • | • |
| Driving Mode Selector | | | • | • |
| Front & Rear Electric Windows driver with one-touch up/down | • | | • | |
| Front & Rear Electric Windows all with one-touch up/down | | • | | • |
| Front & Rear Reading Lights | • | • | • | • |
| Power Tailgate | | • | | • |
| Smart Tailgate (sensor under boot) | | | | • |
| Rear Privacy Glass | • | • | • | • |



AFTERCARE

7 year warranty

More peace of mind comes as standard with every MG. The MG HS offers the reassurance of our full 7 year or 80,000 mile warranty, whichever comes first. What's more, your battery is covered by an 8 year warranty. Our warranties ensures that expert MG technicians will always be able to keep your car in the best of health. They're also fully transferable to future owners.

MG Service Plans

To enjoy mile after mile of hassle-free motoring, you can avoid the worry of unexpected costs with an MG Service Plan. Your MG will be protected for up to seven years with a mileage range of your choice. And it will have the care and attention of the MG authorised repairer network, offering genuine parts and factory trained staff.



mg.co.uk



Terms and Conditions: Every effort has been made to ensure that the contents of this publication were accurate and up to date at the time of being published (September 2024). Please note colours and accessories are for illustrative purposes only. Colours and finishes replicated are subject to limitations of the printing process and may vary from actual colour and paint finish. MG Motor UK endorses a policy of continuous improvement and reserves the right to make changes at any time without notice to colours, accessories, material, design, shape, specification and models. Items may be discontinued at any time. Actual UK specifications may vary from the vehicles shown. For latest information, please speak to your MG dealer.