

THE SUZUKI

SWIFT



RANGE BROCHURE



WELCOME TO GOOD DIFFERENT

**SUZUKI. JUST STRAIGHT-UP, GREAT DRIVING.
SINCE 1955, WE'VE BUILT CARS WITH PERSONALITY
THAT ARE PROUDLY DIFFERENT.**

At Suzuki, we do things a little differently, by offering great tech, amazing specs, and superb value. That's why every car in our range is hybrid* as standard, and jam-packed with clever features. From small, fun mild hybrids all the way up to plug-in hybrid, head-turning SUVs with ALLGRIP 4-wheel drive**, there's no hidden add-ons, no surprises. See? Good Different.

We also know that car ownership doesn't stop at the car - it's about having a friendly, dedicated team you can rely on when you need them. Up and down the country, we have a brilliant network of dealers here to make the difference.

Test drive a Suzuki and experience our impressive blend of performance, dependability and safety features. Ready for something a little different? Come and get behind the wheel.

SUZUKI. GOOD DIFFERENT.



Swift



Ignis



Swift Sport



Swace



ACROSS



Vitara



S-Cross

*Excluding Jimny. Ignis, Swift, Swift Sport and S-Cross are Mild Hybrid (MHEV). Vitara is available as either a Full or Mild Hybrid. Swace is a Full Hybrid (HEV). Across is a Plug-in Hybrid (PHEV).

**Available as an optional extra on selected models.



READY

SET

FUN

IF YOU BELIEVE THAT DRIVING SHOULD BE ABOUT MORE THAN GETTING FROM A TO B, THEN THE DYNAMIC SWIFT IS THE CAR FOR YOU.

The Suzuki Swift is effortlessly stylish, featuring bold colours and stand-out design. But it doesn't just look good. It's incredibly fun to drive thanks to its lightweight frame and perfectly balanced handling, which ensure that you're in for a responsive, nimble and enjoyable driving experience.

To give you peace of mind when behind the wheel, the Swift is also equipped with loads of clever safety and connectivity features, with Mild Hybrid technology as standard. And did we mention its high quality interior? It takes comfort to another level, and makes every journey an experience.

Experience the Suzuki Swift.

SEE AND

BE SEEN

EXPERTLY DESIGNED TO BE FUN AND STYLISH, THE SWIFT IS SURE TO MAKE YOU SMILE.

From turning city corners to turning heads - the Swift's dynamic handling and styling makes it stand out from the crowd. Sleek curves and angles accentuate its styling, along with the short, low and wide proportions, giving the Swift a distinctive presence on the road. And thanks to the hidden rear door handles and black window pillars, this five door hatchback looks more like a sleek three-door coupe. Pretty fly, if you ask us.

The Swift continues to impress with its stylish and efficient LED headlights and striking 16" alloys that are sure to make you shine.

Want to add a personal touch? No problem. The Swift is available with three new exterior dual-tone colours and a wide range of personalisation options.

To browse Suzuki genuine accessories, please visit cars.suzuki.co.uk or speak to your dealer and really make this car your own.



Image shown features accessories that are available at an additional cost. Please speak to your local dealer for more information.



MORE AGILE, MORE FUN

**LOOKING FOR THE RIDE OF YOUR LIFE?
THIS DYNAMIC HATCHBACK HAS GOT YOU COVERED.**

As soon as you get behind the wheel, you know you're about to have fun. It's in the Swift's nature – it was engineered to excite. It all starts with its compact frame and lightweight body design which makes the Swift incredibly agile, giving you more control. It continues to rev up excitement

with its responsive handling, exciting engine performance and excellent straightway stability. Or, as we like to call it, lots of fun. If you're looking for an exciting drive, you've found it. Now, how about booking that test drive, so you can experience it for yourself?

FUELLED TO EXCITE

AT SUZUKI, WE'RE DRIVEN BY INNOVATION TO MAKE YOUR DRIVE THE BEST IT CAN BE.

The Swift comes with a powerful and responsive 1.2 Dualjet petrol engine. This is complemented by an extremely lightweight and compact Mild Hybrid system, which comes as standard. It helps reduce CO₂ emissions and improve fuel efficiency*, so, you get a few more miles in the tank, and a great driving experience.

And whether you choose the manual or CVT automatic option**, the Swift will help you get the most fun out of every drive.



*Compared to the previous equivalent Swift without hybrid and using the official WLTP combined fuel consumption and CO₂ emissions figures. **Available on SZ-T and SZ5 models only.

FULL

TECH

AHEAD

WE'RE ALWAYS LOOKING FOR WAYS TO MAKE YOUR JOURNEY MORE ENJOYABLE AND SAFER.

Modern life demands a modern car, which is why our advanced safety assistance comes as standard. That includes state-of-the-art collision mitigating systems, including Automated Emergency Braking and Lane Departure Prevention[§]. So, whatever your destination, you can drive with peace of mind, making your journey more enjoyable.

ALLGRIP AUTO[‡]

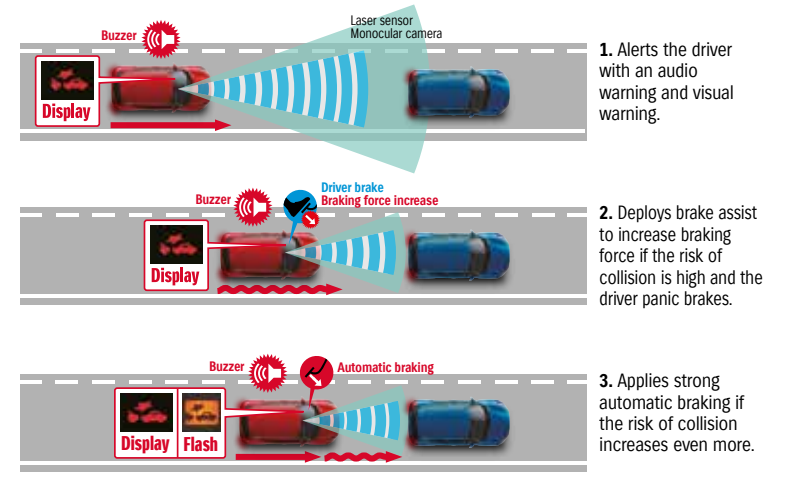
As you know, the Swift's built to perform thanks to its compact frame and lightweight body design. To give you extra confidence in hazardous road conditions, choose the ALLGRIP AUTO 4-wheel Drive model[‡]. It uses a light and compact design that drives the front wheels most of the time for maximum efficiency, then automatically sends drive to the rear wheels for extra traction when it's needed like on wet or icy roads.

[§]Available on SZ-T and SZ5 models only.

[‡]ALLGRIP 4-wheel Drive system is available as an option on SZ5 models only.

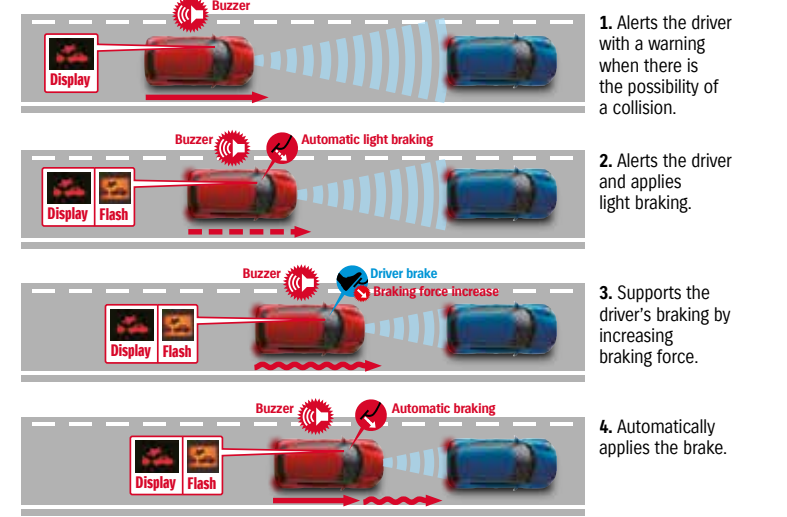
DSBS^{***}

When moving, the Swift uses two sensors – a monocular camera and a laser sensor – to determine if there is a risk of collision with a forward vehicle or pedestrian. Upon detecting a potential collision, the car acts in any of the following three ways, depending on the situation.



RBS^{***}

When moving, the Swift uses millimetre-wave radar to detect the vehicle in front. Upon detecting a potential collision, the car acts in any of the following four ways, depending on the situation.



^{***}Available on SZ-T and SZ5 models only. ^{***}Available on SZ-L models only. *The driving assist function is limited to the ability of the monocular camera, laser sensor and millimetre-wave radar sensors to detect obstacles, lanes and traffic signs. It may not operate depending on the road surface or weather conditions. Please do not rely on this system alone to ensure safety and take responsibility for driving safely. For more details, ask your local dealer or refer to our official website.

LANE DEPARTURE WARNING^{***}

At 37mph (UK) / 60km/h (ROI) or faster, the lane departure warning function is designed to predict the path of the vehicle and issue visual (display and indicator) and tactile (vibrating steering wheel) warnings to the driver.



LANE DEPARTURE PREVENTION^{***}

This feature uses a monocular camera to detect the boundaries of the lane while the vehicle is travelling between 37mph and 100mph (UK) / 60 and 160km/h (ROI) (where permitted). If it determines that unintentional lane departure is likely, it automatically assists the driver via electric power steering system to keep the vehicle in its lane.

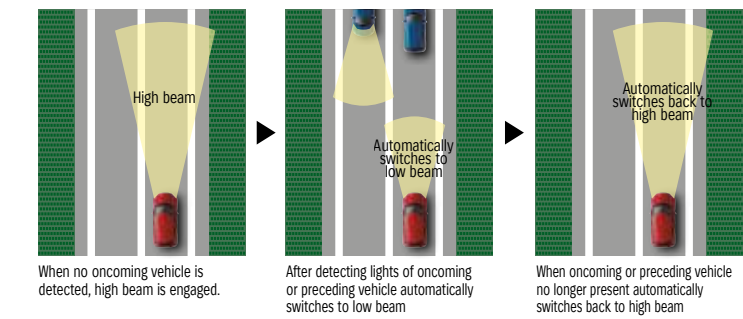
WEAVING ALERT^{***}

At 37mph (UK) / 60km/h (ROI) or faster, the weaving alert is designed to calculate the driving pattern and issue audio and visual warnings if the vehicle is "wandering" due to driver drowsiness, etc. (standard on vehicles with a monocular camera and laser sensor).



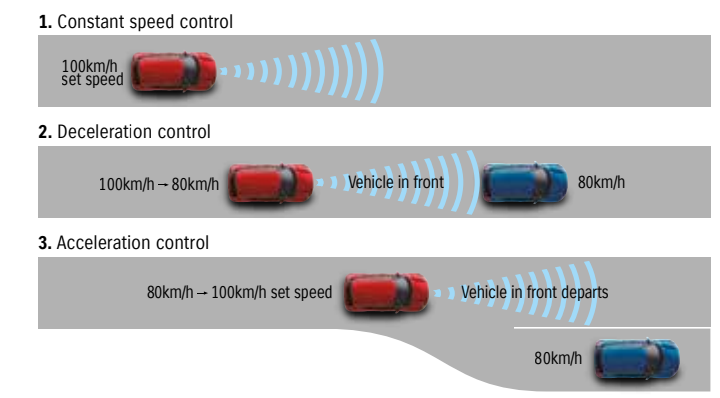
HIGH BEAM ASSIST^{*}

At 25mph (UK) / 40km/h (ROI) or faster, high beam assist is designed to automatically switch the headlights between "High" and "Low", depending on the presence of other vehicles and the lighting environment.



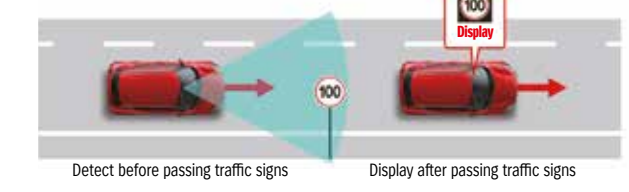
ADAPTIVE CRUISE CONTROL

When there is a vehicle in front, the adaptive cruise control system uses millimetre-wave radar designed to gauge the distance to it and automatically maintains vehicle-to-vehicle distance in line with the choice of three possible settings^{**}. When there is no vehicle in front, the system maintains the speed (from 25mph and 100mph (UK) / 40km/h to 160km/h (ROI)) set by the driver.



TRAFFIC SIGN RECOGNITION^{**}

This system uses the monocular camera to monitor the road for traffic signs. When it detects road signs such as speed limits or no passing zones, it displays the sign on the meter display to help remind the driver which road signs the car has passed. When multiple signs are detected, a maximum of three signs can be displayed at once.



REAR PARKING SENSOR^{**}

Ultrasonic sensors in the bumper detect obstacles while the driver is reversing the car and warning sounds inform the driver of the distance to the obstacles.



^{**}The vehicle-to-vehicle distance varies depending on vehicle speed.

FUN

AT YOUR

FINGERTIPS

GET READY FOR ADVANCED EQUIPMENT AND LOTS OF HIGH-QUALITY FEATURES THAT MAKE YOUR DRIVE MORE EXCITING. YOU'RE WELCOME.

At Suzuki, we put the driver first. The Swift is no exception to that rule. That's why we've packed it with lots of advanced tech and key features to help you get the most out of your journey.

For starters, you're able to connect your phone using Apple CarPlay® or Android Auto™**. That'll make it easy to put on your favourite song and stay connected whilst you drive.

androidauto | 

When taking longer journeys, you can use Swift's Adaptive Cruise Control to make your drive easier and more relaxing. There's even a built-in navigation system*, to make sure you never get lost. And, with handy reverse parking sensors**, you'll look like a star every time you park. It also comes with keyless entry and start*, for quick getaways without needing to search for the key in your bag or pocket. Nifty.

*Available on SZ5 models only. **Available on SZ-T and SZ5 models only.
Apple, Apple CarPlay and iPhone are all trademarks of Apple Inc. Registered in the U.S. and other countries.
Android and Android Auto are trademarks of Google LLC.



**STYLISH, FUNCTIONAL,
REFINED, THE SWIFT'S
INTERIOR IS IN IT TO WIN IT.**

The Swift's interior is designed with the driver in mind. Nothing exemplifies this more than its sporty D-shaped steering wheel, which gives you more leg space, while making sure you always have good visibility of the road ahead.

Once you're in the driver's seat, you'll also notice that all main instruments and controls are angled towards you in an easy-to-see way. Function meets style in the beautifully designed, advanced colour LCD multi-information display, which clearly displays all necessary driving info.

And we didn't stop there. We've made sure that you're surrounded by as many high-quality elements as possible, to make every journey the best it can be. Ready to get behind the wheel?

GET

IN!



CHOOSE YOUR SWIFT

The Swift is designed to stand out, handle like a dream and it's built for fun, inside and out. But that's not all. We've also included lots of cutting-edge tech and spec, as standard.

With three Swift models to choose from, we're sure you'll find one that's right for you.



Check out our enhanced tech and spec on the SZ-L:

- 16" polished alloy wheels
- LED headlamps
- LED rear combination lamps
- LED Daytime running lights
- Radar Brake Support
- Adaptive Cruise Control
- DAB digital radio
- Air conditioning
- Leather steering wheel
- Rear privacy glass

SZ-L



Fancy upgrading to the SZ-T? Then add all these awesome features:

- 16" painted alloy wheels
- Dual Sensor Brake Support
- Lane Departure Warning
- Lane Departure Prevention
- Weaving alert
- Traffic sign recognition
- Rear parking sensors
- Smartphone link with Apple CarPlay® and Android Auto™

SZ-T



SZ5

Or if you're after the whole package, how about our SZ5:

- 16" polished alloy wheels
- Satellite navigation
- Door mirror side turn light
- Rear electric windows
- Rear view camera
- Telescopic adjustable steering wheel
- Keyless entry/start
- Auto air conditioning
- 2 tweeters

**IT'S A
COLOURFUL
LIFE**



WITH A RANGE OF SINGLE-TONE COLOUR OPTIONS AND THREE NEW DUAL-TONE COLOURS TO CHOOSE FROM, YOU HAVE MORE CHOICE THAN EVER TO MAKE YOUR SWIFT A LITTLE MORE YOU.



Pure White Pearl
Available on all models



Speedy Blue Metallic
Available on all models



Premium Silver Metallic
Available on all models

Single tone colours (Available on all models)



Burning Red Pearl Metallic



Speedy Blue Metallic




Pure White Pearl



Premium Silver Metallic



Mineral Grey Metallic



Super Black Pearl Metallic



Fervent Red

Dual-tone colours (Available on SZ-T & SZ5 models only)



Speedy Blue Metallic with Super Black Pearl Metallic roof



Burning Red Metallic with Super Black Pearl Metallic roof



Flame Orange Pearl Metallic with Super Black Pearl Metallic roof



DRIVE AWAY WITH SUZUKI FINANCE



Once you've found the Suzuki for you, you may want to consider an ideal Suzuki Finance product to go with it.

What are the options?

- 1. Personal Contract Purchase** – Great for those who want flexibility; Once you've agreed your deposit, repayment period and annual mileage, the dealer will work out the monthly repayment amount and optional final repayment amount. After you've made all the monthly repayments you will have 3 options: 1. Own the vehicle by paying the optional final repayment 2. Part exchange* 3. Return the vehicle (return conditions apply**).
- 2. Hire Purchase** – If you want to own the vehicle at the end this could be the product for you. Once you've agreed your deposit and repayment period, the dealer will work out the monthly repayment amount. Once you have made all the monthly repayments including interest, you will become the owner of the vehicle.
- 3. Personal Contract Hire** – This is a fixed cost rental agreement with no ownership option at the end. Select your new Suzuki, agree the annual mileage and term of agreement and pay an initial rental in advance, followed by regular monthly rentals over the agreed term. When the agreement comes to an end the vehicle must be returned (return conditions apply**).

What's the difference?	HP	PCP	PCH - Subject to Availability
Length of the agreement	From 1-5 years	From 1-4 years	From 2-5 years
Deposit/Initial Rental Required	Yes £0 deposit may be available	Yes £0 deposit may be available	Yes Initial payment of between 1-12 months rentals
Fixed Monthly Repayments	Yes	Yes	Yes
Maximum Permitted age of car at Agreement End	Typically 14 Years	Typically 7 Years	Typically 5 Years
Ownership option at agreement end	Yes	Yes After optional final repayment is paid	No Vehicle must be returned
Mileage and condition restrictions/charges (if you exceed agreed mileage or the vehicle is not in good condition upon return)	No	Yes Charges apply if you return the vehicle	Yes
Optional Final Repayment	No	Yes	No
End of Contract Goods Return Option	No	Yes Return conditions apply	Yes Return is compulsory. Return conditions apply

CREDIT IS SUBJECT TO STATUS. THE VEHICLE IS AT RISK OF REPOSSESSION IF YOU DO NOT MAINTAIN CONTRACTUAL REPAYMENTS

What's next?

For more information or help finding the right product for you, pop into your local dealer or cars.suzuki.co.uk/Suzuki-finance

*Part exchange subject to settlement of your existing finance agreement; new finance agreements are subject to status.**To avoid incurring charges, the vehicle needs to be in good condition (fair wear and tear accepted) and within the permitted maximum mileage. The vehicle is at risk of repossession if you do not maintain contractual repayment. **Personal Contract Purchase and Hire Purchase:** Credit is available to UK residents aged 18 or over, subject to status. Suzuki Finance is a trading style of Suzuki Financial Services Limited, St William House, Tresillian Terrace, Cardiff, CF10 5BH. Finance is available for Republic of Ireland residents, subject to status, and will vary from the above. The credit provider is Bank of Ireland Finance, which is a registered trading name of Bank of Ireland. **Personal Contract Hire:** Contract Hire is subject to status, age 18 and over. You will not own the vehicle. Contract Hire provided by Suzuki Contract Hire, a trading style of Lex Autolease Limited, Heathside Park, Heathside Park Road, Stockport, SK3 0RB.

WHAT'S MOTABILITY?

The Motability Scheme enables people to get mobile by exchanging their mobility allowance to lease a new car.

Choose your favourite Suzuki Ignis, Swift*, Vitara, S-Cross or Swace and lease it in exchange for your Government-paid mobility allowance. Many of our models start from Nil Advance Payment – which means you'll pay nothing upfront.

*Excludes Swift Sport.

BUILD YOUR FLEET


Get the best driving experience for your business, with Suzuki.

Practical, stylish, safe and efficient. The award-winning Suzuki range meets all your needs.

Plus, with excellent reliability and a dedicated Business Partners team, we're always on your side to help your business deliver more.

Visit cars.suzuki.co.uk/business to find out how we can help.

THE SUZUKI SERVICE PROMISE



At Suzuki, we aim to give you the best possible service. Which is why we've created the Suzuki Service Promise.

We promise that every Suzuki customer will experience superior levels of care and leave impressed by the little extras we include as standard:

- Alternative transport options
- Simple and transparent pricing
- Only pre-approved work undertaken
- Suzuki-trained technicians
- Suzuki Genuine Parts
- Progress report during the day
- Wash and vacuum with pre-booked work
- Vehicle health check on every visit
- Accident Aftercare

WARRANTY

Every Suzuki Swift comes with a comprehensive three-year or 60,000-mile (UK)/100,000 km (ROI) warranty (whichever comes first) and a 12-year anti-perforation warranty.

ROADSIDE ASSISTANCE

We're always around if you need roadside assistance. New cars come with Suzuki Assistance cover which includes 24-hour roadside assistance, home start and recovery through Republic of Ireland, UK and Europe. And if the car is older than 12 months, you'll receive a complimentary AA Assistance Lite policy when you bring your car in for a service or MOT to one of our authorised Suzuki dealers.

Terms apply, for more information visit cars.suzuki.co.uk/new-cars/insurance.



TREATING YOU RIGHT

We're serious about our cars. And our customers.

With over a century of experience and innovation behind us, we care about keeping the good times and the good cars rolling.

Our philosophy has always been about the joy of driving, so we're dedicated to making cars that offer something for everyone and are, above all, fun to drive. Plus, your Suzuki experience doesn't stop when you buy the car. We'll continue to look after you long after you've driven off the forecourt.

Our Suzuki Service Promise guarantees that every Suzuki customer will receive superior levels of care when their car needs servicing, plus every new Suzuki comes with a 3-year or 60,000 miles (UK) / 100,000km (ROI) warranty, and Free Driveaway Insurance*. Because when you're with us, we want you feeling looked after.

You've made it this far, so we're pretty sure you're itching to test drive one of our Swift range models. Good news – it's really easy to set up. Just **find your local Dealer** on our website and book a test drive at your own convenience. But be warned, after five minutes behind the wheel of a Swift, you might not want to give it back.


OUR DEALER SERVICE

We put our customers at the heart of what we do. When it comes to customer service our dealers have a proven track record of performing highly in the bi-annual UKCSI rankings. They are always on hand to help you find your perfect Suzuki.

*UK only. Terms and conditions apply, see cars.suzuki.co.uk/new-cars/insurance

EQUIPMENT

CATEGORY	DESCRIPTION	SZ-L	SZ-T	SZ5
Safety	ABS with EBD and Brake Assist function	•	•	•
	ESP® (Electronic Stability Program)*	•	•	•
	Hill hold control	•	•	•
	Radar Brake Support	•		
	Dual Sensor Brake Support		•	•
	Lane departure warning		•	•
	Lane departure prevention		•	•
	Weaving alert		•	•
	Traffic sign recognition		•	•
	Rear parking sensors		•	•
	Driver & front passenger airbags	•	•	•
	Front passenger airbag deactivation system	•	•	•
	Side airbags (incorporated into front seats)	•	•	•
	Curtain airbags	•	•	•
Front 3-point ELR seatbelts with pretensioner, force limiter, height adjuster and head restraints (separate type)	•	•	•	
Rear 3-point ELR seatbelts with pretensioners & 2 x force limiters, 3-point ELR seatbelt for centre seat	•	•	•	
Foot-protecting brake and clutch pedals	•	•	•	



CATEGORY	DESCRIPTION	SZ-L	SZ-T	SZ5	
Safety	CVT shift lock		•	CVT models only	
	Side impact protection beams	•	•	•	
	High mounted stop lamp	•	•	•	
	2 x ISOFIX child seat anchorages	•	•	•	
	2 x Child seat tether anchorages	•	•	•	
	Childproof rear door locks	•	•	•	
	Tyre pressure indicator	•	•	•	
	Emergency flat tyre repair kit	•	•	•	
	Security	Immobiliser	•	•	•
		Remote central door locking	•	•	•
Deadlocks		•	•	•	
Locking wheel nuts		•	•	•	
Freewheeling key cylinders		•	•	•	

*ESP® is a registered trademark of Daimler AG.

EQUIPMENT

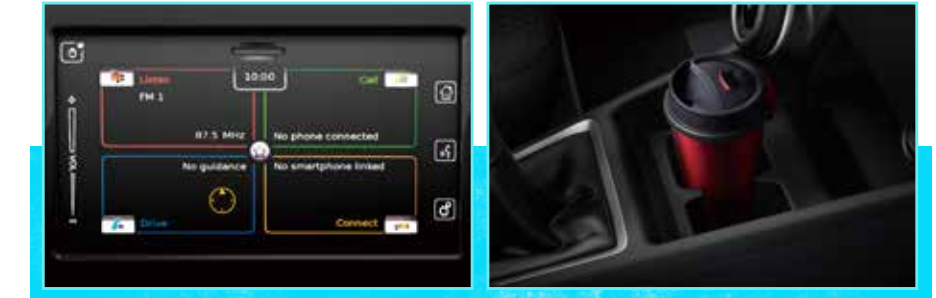


CATEGORY	DESCRIPTION	SZ-L	SZ-T	SZ5
Comfort & Convenience	Adaptive Cruise Control	•	•	•
	Rear parking camera			•
	Keyless entry and start			•
	Engine auto stop start system	•	•	•
	Driver seat height adjuster	•	•	•
	Electric front windows	•	•	•
	Electric rear windows			•
	Front cabin light	•	•	•
	Rear seat with 60:40 split folding	•	•	•
	2 x Rear seat head restraint	•	•	•
	Front accessory socket	•	•	•
	Front sun visors with vanity mirrors & ticket holders	•	•	•
	Front assist grips Passenger's side	•	•	•
	2 x Rear assist grips			•
	Power steering	•	•	•
Tilt-adjustable steering wheel	•	•	•	

CATEGORY	DESCRIPTION	SZ-L	SZ-T	SZ5
Comfort & Convenience	Telescopic adjustable steering wheel			•
	Gear shift paddles		•	CVT models only
	Tachometer	•	•	•
	Gear shift indicator	•		Manual models only
	Gear position indicator		•	CVT models only
	Clock	•	•	•
	Outside temperature display	•	•	•
	Fuel consumption display (average/instantaneous) and range display	•	•	•
	LCD display	•		
	Full-colour LCD info display		•	•
	Low fuel warning lamp	•	•	•
	Lights-on and key-in reminder	•	•	•
	Front map light	•	•	•
	Luggage area shelf & lamp	•	•	•
	Front & rear seatbelt reminder	•	•	•

EQUIPMENT

CATEGORY	DESCRIPTION	SZ-L	SZ-T	SZ5
Heating & Visibility	Automatic air conditioning			•
	Manual air conditioning	•	•	
	Heater	•	•	•
	Pollen filter	•	•	•
	Front fog lamps		•	•
	Rear fog lamps	•	•	•
	Front wiper, 2 speeds (low, high) with adjustable intermittent + washer	•	•	•
	Rear wiper, 1 speed with intermittent + washer	•	•	•
	Automatic headlamps	•	•	•
	LED projector headlamps	•	•	•
	Automatic headlamp levelling	•	•	•
	High beam assist	•	•	•
	LED rear combination lamps	•	•	•
	LED position lamps	•	•	•
	LED number plate lamps			•
	Daytime running lights - LED (integrated in headlamps)	•	•	•
	Guide me home light	•	•	•
Electrically adjustable, heated door mirrors	•	•	•	
Electrically folding door mirrors with built-in turn signal lamp			•	



CATEGORY	DESCRIPTION	SZ-L	SZ-T	SZ5
Storage	3 x Cup holders (2 x front, 1 x rear)	•	•	•
	Centre lower box	•	•	•
	Glove box	•	•	•
	Passenger side seat back pocket	•	•	•
	Centre console box with storage	•	•	•
	Storage pocket with bottle holder, all doors	•	•	•
	Entertainment & Communication	Smartphone link with Apple CarPlay® and Android Auto™		•
Navigation system				•
DAB digital radio		•	•	•
4 x Speakers		•	•	•
2 x tweeters				•
Bluetooth integrated into audio unit		•	•	•
Steering wheel mounted audio controls		•	•	•
12V accessory socket (centre console)		•	•	•
USB and AUX connectors (console box)		•	•	•

EQUIPMENT



CATEGORY	DESCRIPTION	SZ-L	SZ-T	SZ5
Styling	16" alloy wheels (painted finish)		•	
	16" alloy wheels (polished finish)	•		•
	Front grille - chrome & black	•	•	•
	Rear privacy glass	•	•	•
	Green tinted windows	•	•	•
	3-spoke leather covered steering wheel	•	•	•
	Body colour exterior door handles	•	•	•
	Black coloured A & B pillars	•	•	•
	White instrument panel ornament	•	•	
	Silver instrument panel ornament			•
	White door trim ornament	•	•	
	Silver door trim ornament			•
	Fabric seat upholstery	•	•	•
	Chrome interior door handles	•	•	•
Chrome hand brake release button	•	•	•	



TECHNICAL SPECIFICATIONS



	MODEL	1.2 DUALJET MILD HYBRID	1.2 DUALJET MILD HYBRID CVT	1.2 DUALJET MILD HYBRID ALLGRIP	
	AVAILABLE GRADES	SZ-L, SZ5	SZ-T, SZ5	SZ5	
Engine	Type	K12D			
	Number of cylinders	4			
	Number of valves	16			
	Piston displacement	cm ³	1,197		
	Maximum output	PS (kW) / rpm	83 (61) / 6,000		
	Maximum torque	Nm (lbft) / rpm	107 (79) / 2,800		
	Fuel distribution	Multipoint injection			
	EU emission standard	Euro 6			
Transmission	Type	5-speed manual 2WD	CVT 2WD	5-speed manual 4x4	
	Gear ratio	1st	3.545	4.006 - 0.550 (LOW: 4.006 - 1.001 HIGH: 2.200 - 0.550)	3.545
		2nd	1.904		1.904
		3rd	1.240		1.258
		4th	0.914		0.911
		5th	0.717		0.725
		Reverse	3.272	3.771	3.250
	Final gear ratio	4.294	3.757	4.388	

	MODEL	1.2 DUALJET MILD HYBRID	1.2 DUALJET MILD HYBRID CVT	1.2 DUALJET MILD HYBRID ALLGRIP		
	AVAILABLE GRADES	SZ-L, SZ5	SZ-T, SZ5	SZ5		
Weights & Dimensions	Tyres	185/55R16				
	Overall length	mm	3,845			
	Overall width	mm	1,735			
	Overall height	mm	1,495	1,520		
	Wheelbase	mm	2,450			
	Minimum turning circle	m	9.6			
	Ground clearance	mm	120			
	Seating capacity	Persons	5			
	Luggage capacity (seatback folded, VDA)	Litres	579			
	Luggage capacity (seatback raised, VDA)	Litres	265			
	Kerb weight inc full options	kg	911	946	991	
	Gross vehicle weight	kg	1,365	1,375	1,420	
	Max towing weight (braked)	kg	1,000			
	Max towing weight (un-braked)	kg	400			
Performance & Economy	Maximum speed	mph / km/h	112 / 180	109 / 175	106 / 170	
	0-62 mph / 0-100 km/h	seconds	13.1	12.2	13.8	
	Fuel tank capacity	litres	37			
	CO ₂ emissions	(WLTP) g/km	106	115	121	
	Fuel consumption (WLTP)	Low	mpg (l/100km)	55.2 (5.2)	50.6 (5.6)	49.5 (5.7)
		Medium	mpg (l/100km)	67.4 (4.2)	61.7 (4.6)	58.8 (4.8)
		High	mpg (l/100km)	68.1 (4.2)	64.4 (4.4)	60.1 (4.7)
		Extra High	mpg (l/100km)	52.2 (5.5)	48.3 (5.9)	45.35 (6.2)
	Combined	mpg (l/100km)	59.7 (4.8)	55.3 (5.1)	52.3 (5.4)	



For more information
or to book a test drive, visit:
cars.suzuki.co.uk/swift

Fuel economy and CO₂ results for the Suzuki Swift (exc. Sport) range. Mpg (l/100km) (combined): 52.3 (5.4) to 59.7 (4.8). CO₂ emissions: 121 to 106 g/km. Figures shown are for comparability purposes; only compare fuel consumption and CO₂ figures with other cars tested to the same technical procedures. These figures may not reflect real life driving results, which will depend upon a number of factors including the accessories fitted (post-registration), variations in weather, driving styles and vehicle load. Specifications and equipment vary depending on engine, transmission and model grade. Model availability varies by dealer. Please contact your local Suzuki Dealer for full details. All details correct at time of publication - September 2022. Vehicles shown throughout this brochure are for illustration only and may feature non-UK/ROI equipment. Suzuki GB PLC, Steinbeck Crescent, Snelshall West, Milton Keynes, Bucks MK4 4AE. Suzuki Customer Services 08085 011959 (UK) or 01 619 3671 (ROI). Calls may be recorded or monitored.